

Ideas for your Spelling Practice at Home

Silly Sentences

Write silly sentences using a spelling word in each sentence. Please underline your spelling words! e.g. My dog wears a blue and purple dress when he takes a bath.

Hidden Words

Draw and color a picture. Hide your spelling words inside your picture. Show your picture to someone and see if they can find your hidden words!

Draw and Label

Draw and label your spelling words. Colour your drawings and make them detailed.

Three Times

Write each spelling word three times. First, write each word in pencil, second in crayon, third in pen.

Spelling Shapes

Count your spelling words. Draw one shape for each word. Then write your spelling words inside each of the shapes.

e.g.  Join your shapes together to make a chain.

Riddle Me

Write a riddle for each of your spelling words. Don't forget to add the answers to your riddles e.g. I cry when I am hungry. I wear nappies. I am cute and cuddly. What am I? Answer - baby

Connect the Dots

Write ten of your spelling words in dots. Then connect the dots by tracing over them with a coloured pencil.

Rhyming Words




Write each of your spelling words. Next to each word, write a rhyming word. If necessary, your rhyming word can be a nonsense word (as long as it follows the same spelling pattern). e.g. cries tries

ABC Order:

Write your words in alphabetical order.

Code Words

Come up with a code for each letter of the alphabet. Write down your code.

e.g. a=  b=  c=  Then write your spelling words in code.

You must write the actual spelling word next to the "code word."

Fancy Letters

Write each of your spelling words using fancy letters.

Sign Your Words

Use sign language finger spelling to sign the spelling of your words.

Can you find out the different sign for each letter?

Upper and Lower

Write your spelling words two times each. First, write each word in UPPERCASE letters.

Second, write each word in lowercase letters. e.g. **SLIDE** **slide**

Across and Down

Write each of your spelling words across and then down (starting with the first letter).

e.g. w h e n f o u r
 h o
 e u
 n r

Secret Agent Words

Number the alphabet from 1-26. Example: a=1, b=2, c=3, d=4, etc. Then convert your words to a number code. Write the actual spelling word next to the "code word."

Coo Choo Words

Write the entire list end-to-end as one long word (like a train). Use a different coloured crayon for each word. e.g. hopmopstopdrop

Spelling Tennis

Toss a ball back and forth with a partner. You say the 1st letter of the word, and then toss and your partner says the 2nd letter, and so forth.

Type 'em

Type your spelling words on the computer. Make each word have a different font, size and colour. If you can't use the computer, do it by hand.

Air Spelling:

Write your word in the air with your finger slowly, say each letter. Make sure you can 'see' the letters in the air. When you have finished writing the word, underline it and say it again. Now get your helper to ask you questions about the word e.g. What's the first letter? What's the last letter? How many letters are there? etc.

Wordsearch

Make a word search puzzle using your spelling words. Ask if you need squared paper or do it on the computer.

Media Search:

Using a newspaper or magazine, you have 15 minutes to look for your spelling words. Circle them in a colour. Which of your spelling words did you find the most times?

Shaving Cream Practice:

Ask your helper to spray some shaving cream on the table. Practise writing your spelling words in it.

Salt Box Spelling:

Ask your helper to pour salt into a shallow tray/box. Practise writing your spelling words in it.

Scrabble Spelling:

Find the letters you need to spell your words and then mix them up in the bag. get your helper to time you unscrambling your letters. For extra maths practice, you could find out the value of your words!

Pyramid Tower:

Sort your words into a list from easiest to hardest. Write the easiest word at the top of the page near the middle. Write the next easiest word twice underneath. Write the third easiest word three times underneath again. Keep going until you have built your pyramid.

Ransom Note:

Cut the letters needed for your words from a newspaper or magazine and glue them down to spell your words.

Tasty Words:

Just like bean spelling, but use tasty things to spell your words, like raisins or Cocopops. Then when you get the words right, you get to eat them!

Design a Word:

Pick one of your words and write it in bubble writing. Colour each letter a different pattern or colour.

Spell it with Paint:

Use your paints to write your words.

Simple Sentence or Story Time:

Write a sentence for each of your words or challenge yourself to write a short story using all of your words. Don't forget your punctuation!

Colourful Words:

Use two different coloured pens to write your words - one to write the consonants and one for the vowels. Do this a couple of times and then write the whole word in one colour.

Missing Letters:

Ask your helper to write out one of your words loads of times on a piece of paper, but each time, they have to miss out a letter or two. Then you have to fill in the missing letters. After you have checked them all, try again with another word.

Other Hand

First write your spelling words three times the way you usually do it.
Then, try writing the list with your other hand!

Words Without Consonants

Ask someone to write your spelling words in a list, but replace all the consonants with a line. Then go back to the beginning of your list and see if you can fill in the correct missing consonants.

Words Without Vowels

Ask someone to write your spelling words in a list, but replace all the vowels with a line. Then go back to the beginning of your list and see if you can fill in the correct missing vowels.