

# EMOTION WORKS

---

Orange Cog

# Emotion Words

The ORANGE COG helps us to learn, think and talk about the words we use to name our feelings and emotions.



# Nursery

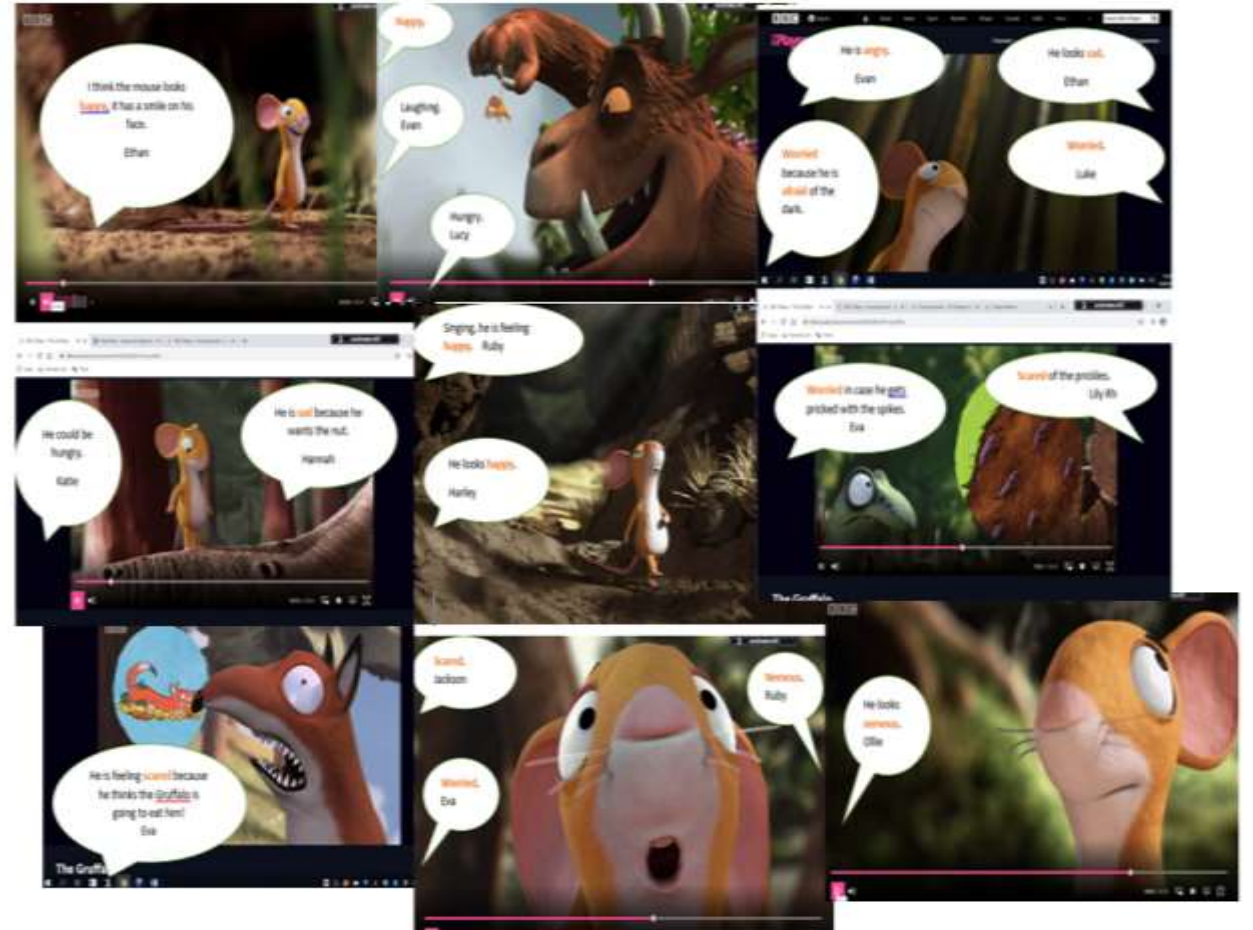
We have been learning about Emotion Words and drawing pictures to match our emotions. In each pod we have set up an emotional check-in for self-registration.



# Primary 1

P1 read the Gruffalo. They listened to the story, looked at the characters' faces in the pictures for clues. They also acted out parts of the story and showed the different emotions on their faces.

The class also watched the Gruffalo on the C-touch and stopped it at different points to talk about words we could use to describe how each character could be feeling.



# Primary 1/2

Primary 1 have been using Emotion Works to discuss characters' and our own emotions. We explored the characters from the Gruffalo and tried to think of as many emotion words as we could to describe how they were feeling.

We also used the Colour Monster book to help us understand and organise our own emotions. We created our own Colour Monsters and coloured them in to show our emotions that day. We were Confident Individuals when sharing our thoughts and feelings during circle time.

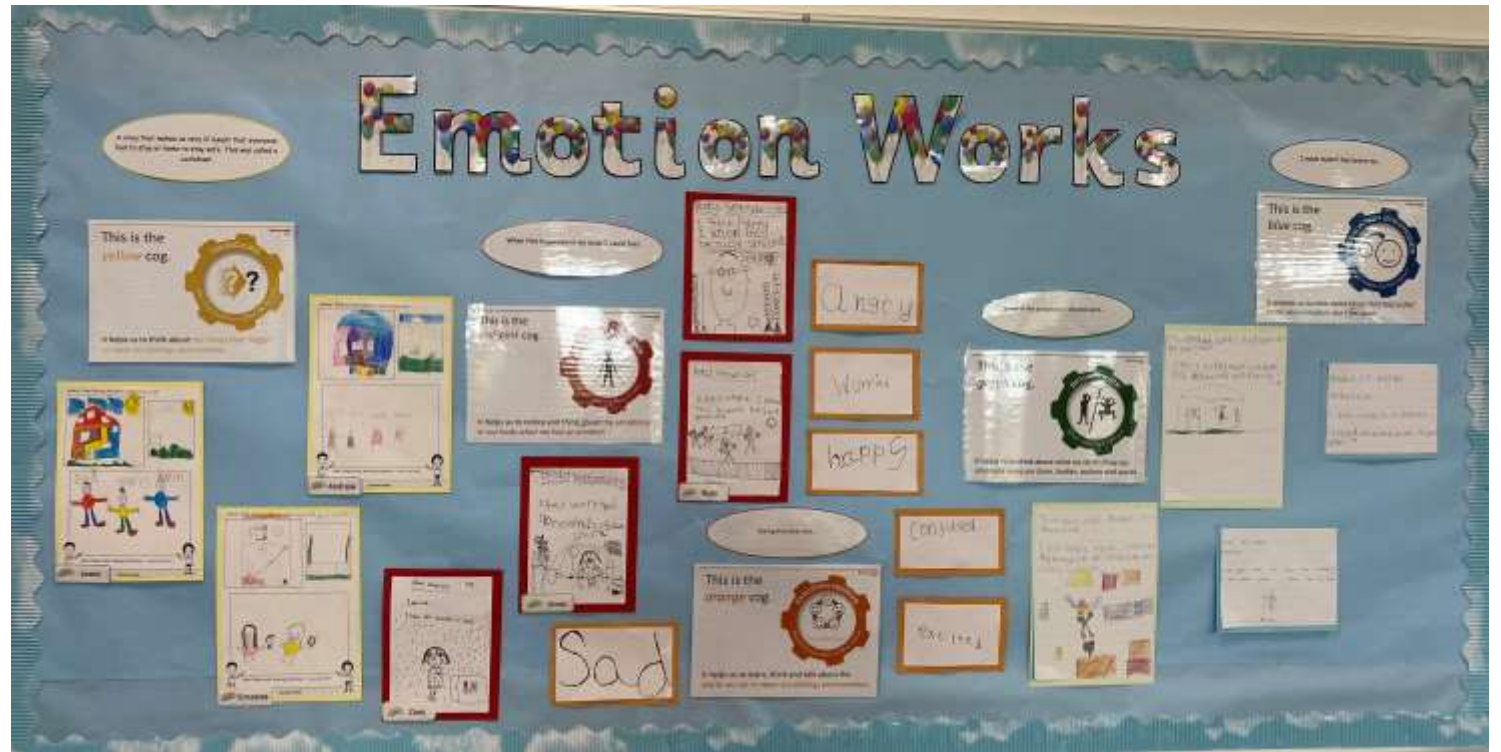


# Primary 2/3

Primary 2/3 have been working on Emotion Words. We talked about all the different things we felt during lockdown.

Sad, angry, happy, confused, worried, nervous, lonely and relaxed were just a few of the things we felt.

We have been talking about how each 'key' emotion has more emotion words to describe it. We can't wait to explore this further.




# Primary 3/4

Primary 3 /4 were given three clues and had to guess what emotion was being described.

We did 5 examples but easily could have done more as we enjoyed it so much!


Which emotion am I?



My face has gone red.



People might be laughing at me.



I'm quite uncomfortable.

Which emotion am I?



I can't stay still and I might even be jumping up and down.



I'm really pleased about something that has happened or something that is going to happen.



I might want to share the news with my family, friends or teacher.

# Primary 4/5

The orange cog represents EMOTION WORDS.

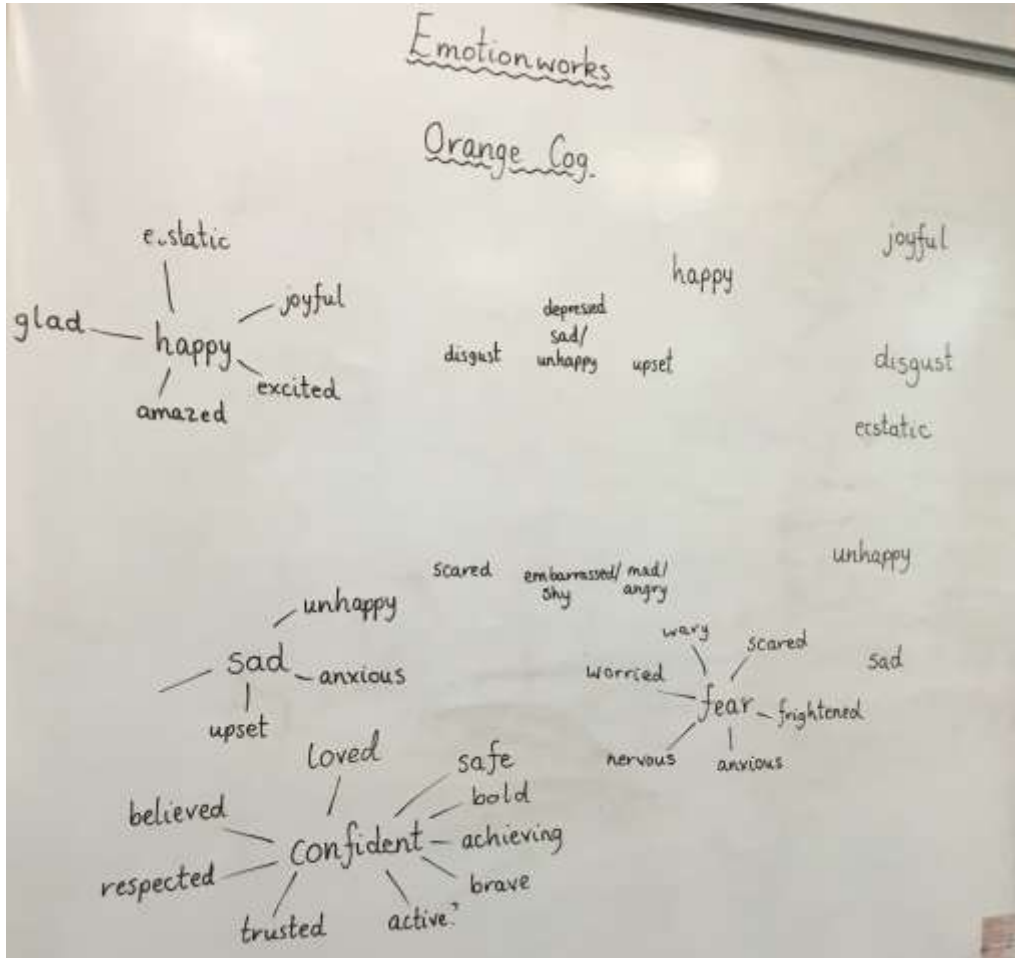
“happy sad calm joyful worried nervous shocked surprised scared frightened excited upset calm relaxed curious grumpy cross shy embarrassed sleepy tired sick bored embarrasses ecstatic ok”

Primary 4/5 thought of lots of emotion words and made emotion flowers.







# Primary 6



# Primary 7

To help us understand the emotion words of the orange cog we created our own emotion monsters.

We discussed what colours they might be and what they could do to help them change their emotions e.g talk to someone, quiet time...



# Emotion Works

Well done boys and  
girls!!

Great Learning!!

