





Last Week of Term Virtual Class Trip




Our learning for this week looks a bit different because it is the last week of term! Since we didn't get to go on our trip to Amazonia, we are going to go on a virtual trip to the Amazon Rainforest instead!



Use the link below to complete some of the suggested activities!





<http://www.virtual-rainforest.org/>



Please note- in each section of the virtual trip there are links to resources and loads more information. Most plants/ animals' pages have videos of fantastic footage to make you feel like you are in the Amazon. Have fun exploring!



Suggested activities:

- 
- 
- 
- 
- Use your mouse to explore the layers of the rainforest at the top of the page. Click on a plant or animal to learn more about it.
 - Write a report or create a mind map to display what you learn about a plant or animal.
 - Draw a picture of your favourite rainforest animal.
 - Make a 3D model of a rainforest plant or animal.
 - Under 'Welcome' click on 'Nicaragua' then click on 'view larger map' to explore part of the rainforest on Google Maps.
 - Under 'Human Systems' click on 'Rainforest Girl' or 'Rainforest Boy' to learn more about children who live in the rainforest. Write a letter to one of the children to find out more about their life and tell them about yours.
 - Learn more about deforestation. Prepare a speech to give to the companies who are destroying the rainforest that will persuade them to stop.
 - At the bottom of the page, click on 'section devoted to kids learning about rainforests' for even more information!
 - Use the above link to the section for kids then click on 'my story in the rainforest' to take a trip to Madagascar with Mr Butler.

Please share your work on Google Classroom as well as any other ideas for activities you come up with! Have fun 😊

