



Home Learning (*Week Commencing Monday 22nd June 2020*)

OUR CLASS TRIP TO DISNEY WORLD!



For our last week of term, we are going to be planning a trip to '*Disney World*' in Florida! You can pick and choose which tasks you would like to do over Monday, Tuesday and Wednesday!

Please refer to our Google Classroom for extra guidance and support for your child (code: syg72hc)

Here are a range of activities you could do at home with your child.

Task 1: Let's get to Disney World



Flight Prices.

<u>Glasgow to Orlando</u>	<u>One way</u>
Seat	£450
Children under 12	£125
Children under 2	free


<u>Orlando to Glasgow</u>	<u>One way</u>
Seat	£350
Children under 12	£115
Children under 2	free

How much to get your whole family there AND back again? Everyone will have different answers as you do not all have the same family members.

Task 2: Design your dream hotel room

Draw a picture of this and label it to show what you would like in your room. You might want a jacuzzi, a mini fridge with all your favourite drinks and snacks.

If you are stuck for ideas, you could use this template to help you.



Task 3: Disney World ticket problem solving

Daily Pass	
Family ticket (2 adults and 4 children)	£75
Adult ticket	£35
child ticket (under 16)	£20


How much would it cost for your family to go to Disney World for the day? Again, Everyone will have different answers as you do not all have the same family members.

Task 4: Design a Disney themed ticket, which you would have to show at the gates to get into Disney World.



If you are stuck for ideas, you could use this template to help you. You should include:

- The words 'Disney World Ticket'.
- The price of the ticket.
- The date the ticket is valid for (Monday 22nd June 2020 - Wednesday 24th June 2020).
- Colours and illustrations.



Task 5: WE HAVE ARRIVED AT DISNEY WORLD... Have a look around by clicking on the link below:


[CLICK HERE TO ENTER
DISNEY WORLD!](#)

Task 6: Design your own Disney ride

Design a new ride or build a model ride for 'Disney World.' Use this checklist below to help you.

To do	tick
Decide on a Disney theme, e.g, Frozen, Toy Story.	
Think about ways you can make your model show your theme. (Maybe you have someone in the house who likes to dress up in a Disney costume and could become the character?)	
Who will use your ride? You? An action figure or doll?	
Where are you going to build your ride? Inside with the furniture? Outside with what's in your garden? Junk model? Construction toys, e.g Lego or Skelectrix.	
What kind of ride is it going to be? Will it be a roller coaster or Big Wheel or a ride through attractions? Will there be water?	
Sketch out your plan in pencil.	
Build your ride.	

You may wish to use this template to help you get started.



Task 7: Disney Games



You have been exploring Disney World. Now take some time to relax and play any of these Disney games by clicking on the link below:

- <https://lol.disney.com/games>
- <https://disneynow.com/all-games>

Or you may wish to relax with the family and watch a film. If you have an account, you could use [Disney+](#).



*I hope you enjoyed our virtual school trip to 'Disney World', boys and girls!
Please remember to post any work to our Google Classroom of anything you
have done this week! Take care, Mr. Cairns.*