






Primary 1A Home Learning Grid w.b. 8.6.20

In addition to your daily Literacy & Numeracy tasks we are sharing activities so that you can keep learning in other curricular areas. These will be shared with you on a Monday and you can try different learning challenges across the week. The activities in the bottom row will rotate so that you can access different areas of the curriculum across the weeks.

| | | | |
|------------------------|---|--|---|
| Topic |  | <p>Have a look at a map of Scotland and the United Kingdom. Write down the names of the surrounding seas and oceans.</p> <p>There is an activity on Seesaw to complete for this.</p> | <p>Draw a picture and write a story about a trip that you made to the seaside.</p> <p>What did you see there? What did you do? What did you hear? What was the weather like? What did you eat? What did you smell?</p> |
| Expressive Arts |  | <p>Wax Resist Do a drawing of a fish on white paper, using wax crayons. Press down firmly and add as much detail as you can. (scales, fins, tail, mouth, eye) Paint over your fish with watery blue paint. The paint should slide off your drawing. https://www.youtube.com/watch?v=fjzmJHEsvzY This video clip will show you how.</p> | <p>Drama Pretend that you are “Bright Stanley”. Get another person in your family to be some of the other characters from the story. Have a conversation with that character. Use the story to help you. Use lots of expression!</p> <p>Make lolly stick puppets of the characters from The Rainbow Fish. Retell the story in your own words. I have put these on Seesaw if you want to print them out or you can draw your own.</p> |

Primary 1A Home Learning Grid w.b. 8.6.20

In addition to your daily Literacy & Numeracy tasks we are sharing activities so that you can keep learning in other curricular areas. These will be shared with you on a Monday and you can try different learning challenges across the week. The activities in the bottom row will rotate so that you can access different areas of the curriculum across the weeks.

| | | | |
|--------------------|---|---|---|
| Health & Wellbeing |  An infographic showing a central circle labeled 'HEALTHY LIFESTYLE' with arrows pointing to various activities: EXERCISE, DRINK PURE WATER, GET OUT AND ENJOY THE SUN, WALK, READ, and HYDRATE. There are also icons for a water bottle, a sun, and a person walking. | <p>Watch the link below to learn about seaside safety with Barnaby Bear.</p> <p>https://www.bbc.co.uk/programmes/p0114yvf</p> | <p>Join in with some yoga. Cosmic Kids will tell you the story of Squish the Fish.</p> <p>https://www.google.com/search?q=cosmic+kids+squish+the+fish&ie=&oe=</p> |
| STEM/ICT/RME |  A collection of colorful icons representing STEM, ICT, and RME, including a computer monitor, a lightbulb, a gear, and a book. | <p>Look at some images of lifeboats on your computer, iPad or phone.</p> <p>Can you make a model of a lifeboat using junk? Can you make it the right colour? Can you make it float?</p>  A photograph of an orange and blue RNLI lifeboat (RNLI 17-22) on the water, with white spray around it. | <p>Bright Stanley lost his family. Have you ever been lost? Talk about this with your parents/carers. If so, how did you feel? Where were you? Who helped find you?</p> <p>Draw and label a picture of your family.</p> |