




Primary 6/7 Home Learning Grid w.b. 15.06.20

In addition to your daily Literacy & Numeracy tasks we are sharing activities so that you can keep learning in other curricular areas. These will be shared with you on a Monday and you can try different learning challenges across the week. The activities in the bottom row will rotate so that you can access different areas of the curriculum across the weeks.

Topic			
	<p>Judaism: This is the start of our learning about a different religion – Judaism. Watch these videos to find out more about Judaism and what life is like as a young Jewish boy.</p> <p>https://www.bbc.co.uk/teach/class-clips-video/religious-studies-ks2-what-is-judaism/zfbhf4j</p> <p>https://www.bbc.co.uk/teach/class-clips-video/religious-studies-ks2-life-as-a-young-jewish-boy/zkqc8xs</p> <p>Once you have watched these videos make a list of differences and similarities to your life. You can display this information in a table, a diary, a story or a Venn diagram.</p>	<p>Judaism: Play Dreidel – a popular game in the Jewish faith.</p> <p>You can watch a video here to find out more - http://www.viewpure.com/A0WGb5Pnmfc?start=0&end=0</p> <p>In files or on the app, I've included everything you will need to make your own dreidel and play a game. Please take care when you are using scissors and putting the dreidel together – ask an adult if you need help.</p> <p>If you can't print out the template, don't worry - you could draw your own.</p>	<p>Judaism: Learn more about the synagogue, a place of worship for Jewish people.</p> <p>You can either:</p> <ul style="list-style-type: none"> - carry out your own research and put it together in a PowerPoint, Sway, video or poster or - complete the 'Inside a synagogue' worksheets (in files and on the app) <p>These videos and websites will help you to get started...</p> <p>https://www.bbc.co.uk/teach/inside-the-synagogue-what-do-you-need-to-know/zb3f2sg</p> <p>https://www.bbc.co.uk/bitesize/clips/z834wmn</p> <p>https://www.bbc.co.uk/bitesize/guides/z3sf2nb/revision/1</p> <p>http://www.primaryhomeworkhelp.co.uk/religion/jewish.htm</p>


Primary 6/7 Home Learning Grid w.b. 15.06.20

In addition to your daily Literacy & Numeracy tasks we are sharing activities so that you can keep learning in other curricular areas. These will be shared with you on a Monday and you can try different learning challenges across the week. The activities in the bottom row will rotate so that you can access different areas of the curriculum across the weeks.

<p>Expressive Arts</p> 	<p>Art: In this task, you are going to focus on creating a self portait...but with a twist. This task will help you to consider how you can create light and dark, texture, line and detail.</p> <p>Have a look at the two examples in Files or attached with the app. They will show you how you can create a self portrait using a collage method. You could use coloured paper or newspaper. You could even decorate your own paper!</p> <p>If you find this works well, you could even try a family portrait! I can't wait to see these – you can send them by email or on Teams!</p>	<p>Music: Create a kazoo with the Royal Scottish National Orchestra (RNSO) at home!</p> <p>This activity asks you to collect a few materials (hopefully you have these at home, if not, be creative!) and make a musical instrument. This will help you learn about sound and how it travels.</p> <p>Follow this link for the instructions - http://www.viewpure.com/MRveLsXwvH0?start=0&end=0</p> <p>It would be great to hear you trying out your instrument – send an email or share it on Teams.</p>	<p>Drama/art: This is a really fun activity about song writing. It starts with a very simple example (about a cabbage!) and asks you to try your own. You could use anything – the stranger the better! It suggests that you write a song to a tune you already know – this will make it easier!</p> <p>This link will tell you more about this task - http://www.viewpure.com/WI4YFvvkKSc?start=0&end=0</p> <p>Although the presenter in the video just sings right away, you should take time to write your song, make sure that it fits the tune and then practise it!</p> <p>I would love to hear these so please share them by email or on Teams.</p>
<p>Health & Wellbeing</p> 	<p>Wellbeing: Focus your Mind - as lockdown is starting to reduce, it is common to have worries about going back outside, to see other people or start to go places.</p> <p>If you feel worried, it is good to focus on your mind and calm your thoughts. The Focus your Mind sheet (with the app or in Files) will help with this.</p>	<p>PE/dance: Street Dance - read the fact file telling you all about Street dancing.</p> <p>Can you create any Street Dance moves?</p> <p>Once you have finished, send me a photo or video of your moves!</p>	<p>Transition task: <u>P6</u> - Create a newspaper front page all about you to give to your next teacher.</p> <p>Have a look at the example in files. You could print and complete the example one but you will notice that favourite is spelled the American way.</p> <p><u>P7</u> - Sometimes if we are worried about something,</p>

Primary 6/7 Home Learning Grid w.b. 15.06.20

In addition to your daily Literacy & Numeracy tasks we are sharing activities so that you can keep learning in other curricular areas. These will be shared with you on a Monday and you can try different learning challenges across the week. The activities in the bottom row will rotate so that you can access different areas of the curriculum across the weeks.

			<p>it helps to write a list of things you have to think about down on paper. It helps you not having to hold it in your head.</p> <p>Write a list of things you have to do to get ready for High School. See the list in files to help you see what you may want to add to your list.</p>
<p>STEM/ICT/RME/ MODERN LANGUAGES</p> 	<p>RME: This week I would like you to focus on moral values.</p> <p>Access the worksheet on the App or in Teams to show how we can uphold certain values in different ways.</p>	<p>STEM: You are going to learn about 'Bottle Biology' this week!</p> <p>Access the task card (word document) to help you complete this activity!</p> <p>Make sure you get a little bit of adult help and supervision whilst cutting the bottle as this could be a bit tricky. This is a great activity to do whilst in lock down!</p>	<p>Languages: This week your challenge is to learn a song using sign language.</p> <p>Sign language is an important way to communicate. Many people use this as their only way of communication and sometimes learning a simple hello and goodbye could help everyone feel more involved and supported.</p> <p>https://www.bbc.co.uk/teach/bring-the-noise/5-songs-in-bsl/z4g88xs/</p> <p>Use this link to access some songs including sign language.</p> <p>I would love to see a video of you performing your song using sign language!</p>