

Handwriting For All

KS2 Cursive Fluency, Style and Speed Practice Activity Pack



Fluency, Style and Speed Practice: The Letter 'a'

Can you continue these warm-up patterns?

Rams' Horns




Trailing Leaves



Rewrite this passage, which contains several Y5/Y6 statutory spelling words, in your most fluent and speedy joined style:

Amy would have always described herself as **mischievous** but this time it was quickly becoming **apparent** to her that she had gone too far. This time, she was finding it hard to live with her guilty **conscience**. When she had tinkered with the **equipment** before the school sports day **competition**, she didn't **bargain** on causing such chaos! Now there was a **queue** of angry children, parents and teachers wanting an **explanation** as to why there were banana skins on the running track, holes cut in the bottom of the sack race sacks and glue **attached** to the head teacher's chair. Amy hadn't meant to be a **nuisance** or to **embarrass** anyone, **especially** not her friends. But now the head teacher had pulled a **muscle** trying to get unstuck, she was surely going to have detention for years to come!



Group 1 Maths

12 & 24 Hour Time

Be able to read and write time using 12 and 24 clock

We usually think of the time of day in terms of midnight to noon, (ante-meridian - morning) and noon to midnight, (post-meridian - after noon/night), but pilots and sailors need a system that causes no confusion.

Imagine turning up for your plane to Tenerife at 7.00 (pm) to find it had flown away at 7.00 (am) and you missed your holiday!



The 24 hour Clock :-



24 hour times

Example :- Can you see that morning times in 24 hour format stay almost the same?

6.00 am	becomes	0600 hrs
8.45 am	becomes	0845 hrs
11.20 am	becomes	1120 hrs

But for afternoon and evening times, you always add on 12 hours :-

3.00 pm	becomes	1500 hrs (3 hours past 12.00 o'clock)
6.15 pm	becomes	1815 hrs (6.15 + 12.00)
10.40 pm	becomes	2240 hrs (10.40 + 12.00)

Exercise 2

1. Change the following 12 hour clock times to 24 hour clock times (eg 7.10 am → 0710) :-

- | | | |
|------------|------------|-------------|
| a 8.40 am | b 3.55 am | c 5.00 am |
| d 3.30 pm | e 2.15 pm | f 8.00 pm |
| g 5.45 am | h 10.20 pm | i 4.35 am |
| j 9.55 am | k noon | l 12.20 am |
| m 12.20 pm | n 9.30 pm | o 7.55 am |
| p 11.30 pm | q 11.32 pm | r 7.36 am |
| s 10.58 pm | t 11.19 am | u 8.48 pm |
| v 2.01 am | w 2.01 pm | x midnight. |









2. When changing 12 hour pm times → 24 hour clock you needed to **add on 12**.

Suggest how you might change from 24 hour → 12 hour pm clock times.

3. Change the following 24 hour clock times to 12 hour clock times (remember am and pm) :-

- | | | |
|--------|--------|---------|
| a 0330 | b 1150 | c 0910 |
| d 1535 | e 1750 | f 2235 |
| g 0230 | h 1835 | i 2040 |
| j 1902 | k 1200 | l 0750 |
| m 0445 | n 1625 | o 2325 |
| p 2205 | q 0050 | r 0305 |
| s 1135 | t 1940 | u 2348. |

4. Write each of these times in 12 hour clock time **and** in 24 hour clock time :-

- | | | |
|---|---|---|
| a  | b  | c  |
| alarm clock goes off | home from school | thinking about bed |
| d  | e  | f  |
| during the night | football match kicked off | ready to leave for school |

5. a The US Airways plane left New York at 9.50 pm and touched down at Gatwick at 5.35 am.



Write these times in 24 hour form.

b  One evening in April, the sun set at 2115 and rose the following morning at 0525.

Write these times in 12 hour form.

6. Katie had three appointments in her notebook.

She **arrived** at the hospital at 9.20 am, the optician at quarter to one and her lawyer at 4.05 pm.



a For each appointment write whether she was on time or she was late.

b How many minutes late or early was she for each appointment?

Be able to decide what unit of time to use to measure an activity.

There are 60 seconds in one minute.
There are 60 minutes in one hour.
There are 24 hours in one day.



Exercise 2

1. Would you measure each of these in seconds, minutes, hours, or days?

- a walking to school
- b walking across the classroom
- c walking all round Scotland
- d doing a 500 piece jigsaw
- e writing your name
- f a marathon run (26 miles)
- g boiling an egg
- h watching two DVD films
- i swimming one length
- j growing a plant?



2. Time yourself for some of the activities in question 1.

3. List two or three activities that would take :-

- a seconds
- b minutes
- c hours
- d days.

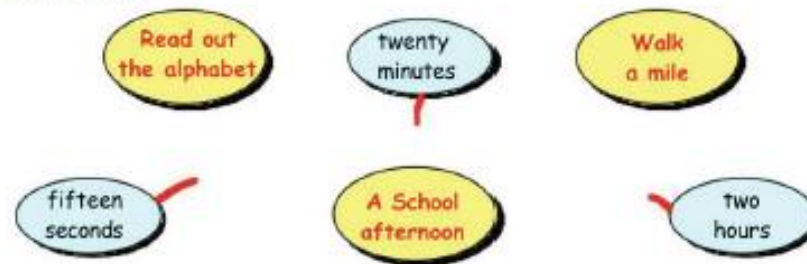
4. How many seconds are there in :-

- a 2 minutes
- b 3 minutes
- c 5 minutes
- d 8 minutes
- e half a minute
- f 9 minutes
- g 10 minutes
- h $2\frac{1}{2}$ minutes?

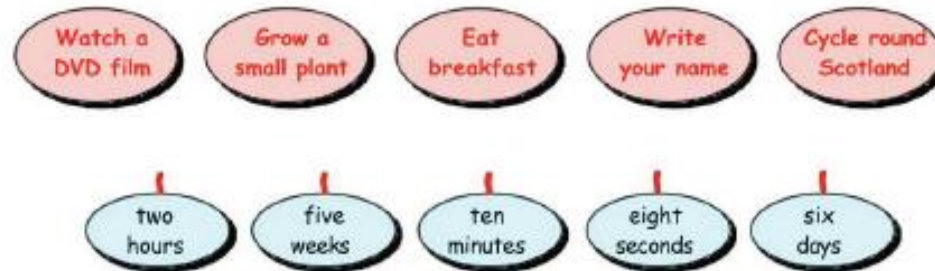
5. How many minutes are there in :-

- a 2 hours
- b 4 hours
- c 5 hours
- d 9 hours
- e 3 hours
- f half an hour
- g a quarter hour
- h $1\frac{1}{2}$ hours?

6. Copy the diagram and match what time would go with which activity.



7. Copy the diagram and match what time would go with which activity.



8. Use an encyclopaedia or the internet to find information about the fastest man or woman to run :-

- a 100 metres
- b one mile
- c a marathon.

9. Make a poster for one of the following or pick a topic yourself. (Use an encyclopaedia or the internet to find information) :-

- a How fast different types of penguins can swim compared to how fast a human can swim.
- b Different speeds of aircraft (small plane, jumbo jet, fighter jet, ...)
- c Different speeds of boats (rowing boat, speed boat, cruise liner, ...)
- d The slowest moving animals.



Be able to tell the time using half past and quarter to/past.



When the **BIG** hand moves **half-way** round the clock, it is at the 6.

The time reads as **half past** the hour.

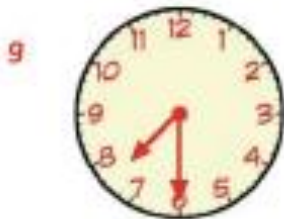
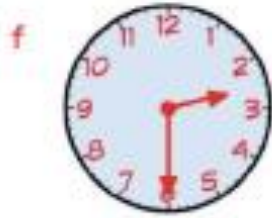
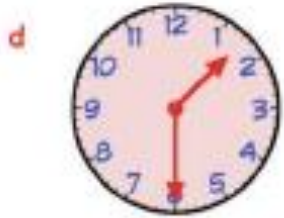
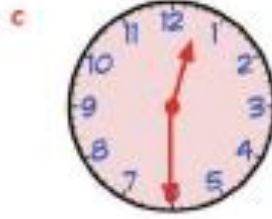


Just past the 2.

This clock reads **half past 2**.

Exercise 4

1. Write the time shown on each clock :-



Worksheet 4.2

When the **BIG** hand is at the 3 the time reads as **quarter past** the hour.



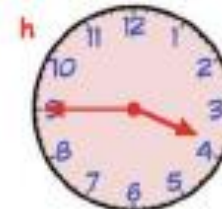
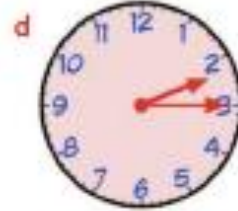
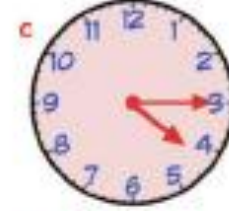
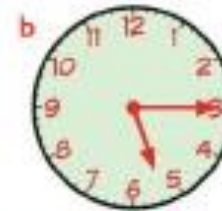
This clock reads **quarter past 8**.

When the **BIG** hand is at the 9 the time reads as **quarter to** the hour.



This clock reads **quarter to 6**.

2. Write the time shown on each clock :-



Worksheet 4.3