





Primary Home Learning Grid w.b 22nd June 2020

In addition to your daily Literacy & Numeracy tasks we are sharing activities so that you can keep learning in other curricular areas. These can be completed across the week.

<p style="text-align: center;">Topic</p> 	<p style="text-align: center;"><u>Your town</u></p> <p>Design your own town. Think of all the things you would need or want in the town. Give it a name and draw out what it looks like.</p> <p>You could take it to the next level and use lego, duplo or junk modelling to build it too!</p>	<p style="text-align: center;"><u>Thinking ahead</u></p> <p>What job would you like to do when you are older?</p> <p>Research different jobs and find one that you think you would enjoy doing.</p> <p>Then use what you have learned to make a poster, leaflet or presentation about what the job is and why you would like to do it.</p>
<p style="text-align: center;">Expressive Arts</p> 	<p style="text-align: center;"><u>Music</u></p> <p>We know Krazy Kow has a theme tune, but what does it sound like?</p> <p>Use instruments you have at home, make your own instruments, or use the chrome music lab to make a theme tune.</p>	<p style="text-align: center;"><u>Textures</u></p> <p>Create a piece of art using different textures. Get inspiration from things around your house, in your garden and things you see when you are out and about.</p>
<p style="text-align: center;">Health & Wellbeing</p> 	<p style="text-align: center;"><u>Daily Mile</u></p> <p>Take 30 minutes of your learning time every day this week to do your daily mile.</p> <p>You can walk, jog or run – as long as it is a mile.</p>	<p style="text-align: center;"><u>Staying Healthy</u></p> <p>Help someone at home to cook a healthy meal.</p> <p>Plan what you will make, go to the shops and buy the ingredients, then make it for your family. (don't forget to do the dishes afterwards too!)</p>
<p style="text-align: center;">STEM</p> 	<p style="text-align: center;"><u>Grow a rainbow</u></p> <p>Follow this link to make your own rainbow</p> <p>https://www.thebestideasforkids.com/grow-a-rainbow-experiment/</p>	<p style="text-align: center;"><u>Outdoor Learning</u></p> <p>Take your STEM learning outside and choose one of the activities from this website:</p> <p>https://wabisabilearning.com/blogs/stem/20-stem-outdoor-activities</p>