






Primary 1A Home Learning Grid w.b 15.6.20

In addition to your daily Literacy & Numeracy tasks we are sharing activities so that you can keep learning in other curricular areas. These will be shared with you on a Monday and you can try different learning challenges across the week. The activities in the bottom row will rotate so that you can access different areas of the curriculum across the weeks.

<p>Topic</p>		<p>Zones of the Ocean</p> <p>Learn about the different zones of the ocean. Watch the video clip below.</p> <p>https://www.youtube.com/watch?v=fHVE4B-UjmM</p> <p>Make a poster about the 5 levels of the ocean. Each level should be labelled clearly and include some of the sea creatures you would find there.</p>	<p>Octopus</p> <p>Watch this video clip about octopuses. Find out 8 interesting facts. Draw an octopus and write an interesting fact on each leg.</p> <p>https://www.youtube.com/watch?v=fHRS3bD4yPM</p> <p>Post your octopus and facts on Seesaw.</p>
<p>Expressive Arts</p>		<p>ART</p> <p>Have fun making this paper octopus. Make sure he has the right number of legs!</p> <p>https://www.instructables.com/id/Paper-Octopus-Kids-Craft/</p> 	<p>MUSIC</p> <p>Learn this song and send me a recording/video of you singing it.</p> <p>I'm a Little Fish (sung to the tune of I'm a Little Teapot)</p> <p>I'm a little fish o, (hold up one hand with thumb facing upwards to represent a fish)</p> <p>Watch me swim. (move hand back and forward)</p> <p>Here is my tail, (wriggle fingers on fish hand)</p> <p>And here is my fin. (wriggle thumb)</p> <p>When I want to have fun, With my friends, I swish my tail and dive right in. (swish hand)</p>

Primary 1A Home Learning Grid w.b 15.6.20

In addition to your daily Literacy & Numeracy tasks we are sharing activities so that you can keep learning in other curricular areas. These will be shared with you on a Monday and you can try different learning challenges across the week. The activities in the bottom row will rotate so that you can access different areas of the curriculum across the weeks.

<p>Health & Wellbeing</p>		<p>Emotions Watch the powerpoint on Seesaw called “I Am Feeling Worried”.</p> <p>We are coming to the end of Primary 1. Is there anything worrying you about coming back to school and starting Primary 2? Make a recording on Seesaw telling me about any concerns you have. If you can not record write your worries down.</p>	<p>Yoga</p> <p>Relax with some yoga. Join in with story of “Nibs the Octopus”.</p> <p>https://www.youtube.com/watch?v=hUBRoLRioiY</p>
<p>STEM/ICT/ RME</p>		<p>Science Experiment Follow this link and try to create the 5 different zones of the ocean. You will need 5 clear containers with lids and some food colouring. Good luck.</p> <p>https://www.kcedventures.com/blog/layers-of-the-ocean-under-the-sea-science-activities</p> <p>You can make some sea creatures to go in each zone.</p>	<p>RME What is a Bible? Where would you find a Bible? Who would read a Bible? Follow the link below for some information.</p> <p>https://www.bbc.co.uk/bitesize/clips/z24wmp3</p> <p>Listen to the story of Jonah and the Whale. This story comes from the Bible.</p> <p>https://www.youtube.com/watch?v=XYUFq8azCw4</p> <p>Why did Jonah run away and try to hide? How did he feel? What do you think this story teaches us?</p>