

Primary 5 and Primary 5/6 Home Learning Grid w.b.22.6.20 & 29.6.20

In addition to your daily Literacy & Numeracy tasks we are sharing activities so that you can keep learning in other curricular areas. These will be shared with you on a Monday and you can try different learning challenges across the week. The activities in the last section will rotate so that you can access different areas of the curriculum over the week

Topic for
Primary 5



1.

<https://www.bbc.co.uk/teach/school-radio/english-ks1-english-viking-sagas/zkyqd6f>

Learn about Viking Sagas.

Put the above link into your browser bar and hear the Viking sagas of old, told by Loki the mischievous Viking God.

TASK

Choose your favourite saga and retell the story by making a storyboard/cartoon strip. Remember your pictures must be big enough for other people to read. Colour in your pictures and add speech bubbles (again the writing must be big enough and legible), also Sentences underneath each picture to give the idea of the setting and what is happening.



2.

<https://gridclub.com/activities/vikings-trade-or-raid>

Viking interactive Trade or Raid game. Help the Vikings sail to different ports and once there, make a decision to trade or raid.

Copy and paste the above link into your browser bar.

This is your chance to help the Vikings sail across the sea using wind or rowing power.

Let's see how far you can get !



3

On a separate post, there are activities relating to research on Viking children. Have a try at them.


Topic for
Primary 5/6



1.
Research the following flags and colour them correctly

Europe Day Fantastic Flags

Use an atlas to correctly colour the flags of European countries.



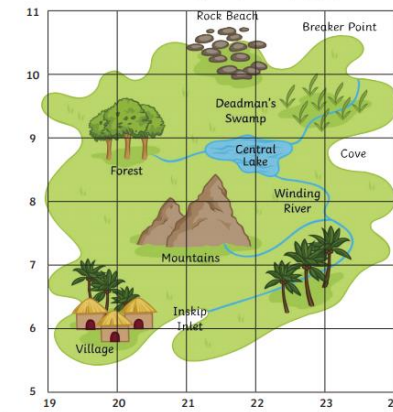
Challenge:
Choose 3 European flags! Can you draw and colour them correctly?

2.
Use your map reading skills to find where the hidden treasure is buried on this map.

Treasure Hunting

Map Reading

Being able to read and describe a map is a key skill in geography. Use the map below to follow the clues and work out where the treasure is buried.



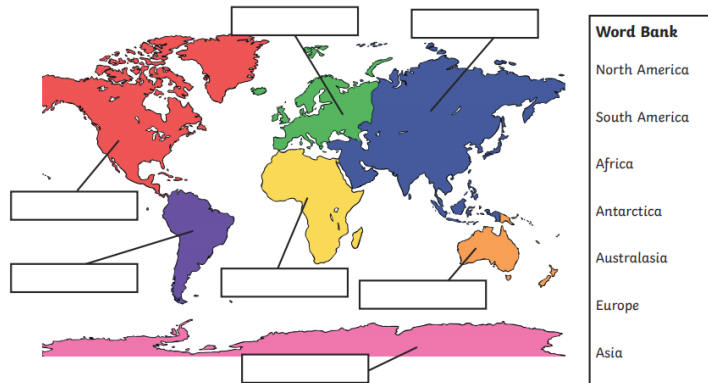
Can You Find the Treasure?

1. You arrive in square 23 10 at Breaker Point.
2. Walk in a south-westerly direction until you reach Deadman's Swamp.
3. Here, you will find a river.
4. Follow the river in a south-westerly direction until you reach a lake.
5. Walk anticlockwise around the lake until you locate another river.
6. From here, travel west for exactly 1 mile.
7. Then, travel south-east for exactly 1 mile.
8. From here, walk south until you reach the sea.
9. At the sea, walk west for exactly 1 mile.
10. You will find the treasure approximately 0.5 miles south of your current location!

1 mile = 1 square

3.
Research and find out about the seven continents. Can you list countries from each continent and find them on a map?

The Seven Continents of the World



Word Bank

- North America
- South America
- Africa
- Antarctica
- Australasia
- Europe
- Asia

Expressive Arts



1. Art
POINTILLISM

Load the following links into your browser bar and discover the technique of painting/drawing using pointillism.

<https://www.youtube.com/watch?v=D4hqKPX6d68>

Art History about Pointillism.

https://www.youtube.com/watch?v=1dyapH_yAPQ

Shading using pointillism.

<https://www.youtube.com/watch?v=1TgrkHPpieY>

Pointillism projects using marker pens.



2. Music

Follow the instructions to make some of your own musical instruments.

Make a Musical Instrument Activity

Can you make your own musical instrument? You might want to make a shaker, a drum, a guitar or something else of your own choice.

Here are some resources you may want to use. Remember you can think of your own ideas too.

Kitchen roll
Elastic bands of different thicknesses
Plastic or paper cups
Boxes of different size
Lentils or other dried beans
Tissue paper
Scissors
Glue
Tape

Draw a picture of your creation.
Can you explain to a friend how you made it? You might even want to write down the instructions for somebody else to make it.

3. Dance- Do a LOCKDOWN DANCE OFF!!

https://www.youtube.com/watch?time_continue=19&v=67qK61DvUTE&feature=emb_logo

Pick your own choice of music. Make up your own moves to the music. Get others to join in, teach them your moves or let them free dance. Make a quick video of your dance and dancers. Any type or genre of music you enjoy, think about the purpose Lockdown dancing! Dad dancing, granny dancing, grandad dancing, mum dancing, bro dancing, sister dancing, auntie, uncle and cousin dancing. They're all allowed. Express yourself.



Health and Wellbeing



**1.
My School Year**

Write a short review about your school year. Here are some questions that could help:

- I've attended the following clubs...
- My favourite topic or subject was...
- I've improved most at...
- One thing I did which really impressed my teacher...
- The best thing we did as a class...
- My proudest achievement(s) in and out of class...
- If I was starting the school year again, I'd do the following differently...
- Next year I need to work on...
- Words of advice for the next class...
- A kind note for my teacher..

**2.
P.E.**

Take part in a yoga class. There are lots available on the internet. The Cosmic Kids Yoga website has a lot of fun videos to follow

<https://www.cosmickids.com/>

or you might like to look for your own on YouTube or download an app.

**3.
Scottish Produce Word Unscramble**

You have all learned a lot about healthy eating. Here's a game to play about Scottish foods. Can you unscramble the following? They're all Scottish foods.

1. ardiy
2. ctocsh efeb
3. stccoh mlab
4. rriasbeeprs
5. rristrewbaes
6. peoostta
7. vnoeism
8. malosn
9. skwyhi
10. aseofod
11. sslhelfih
12. hseeec

STEM/ICT/RM
E/ MODERN
LANGUAGES



bonjour
Hola

1.-ICT

You have all had some experience using Scratch to program games and animations in class. Go into the following link and choose the tutorial about programming to make music.



<https://scratch.mit.edu/projects/editor/?tutorial=all>

After you have done this, can you us what you have learned ina scratch animation?

2- STEM:

Follow the link here to find instructions to make this great penny spinners toy It doesn't need many materials and is a lot of fun.

<https://teachbesideme.com/stem-toy-penny-spinners/>



**STEM Toy:
Penny Spinners**

3- French

Last week, you were given the opportunity to find out the words for different parts of the body in French. This week, we will go over this again in a different way. Watch the following clip and learn the song to go along with it. In English, you would know it as 'Heads, Shoulers, Knees and Toes.'

<https://www.youtube.com/watch?v=OEFXCdryyRM>

Make sure to listen and pronounce the words correctly.



