

Copy out this cursive alphabet a couple of times. Try to specifically look at where the letters should be positioned on the line. Also make sure that tall letters are tall, half letters are half the size of the line and that the descenders sit on the line with their tails hanging below.

How to Write Continuous Cursive Letters







Aa Bb Cc Dd Ee Ff Gg Hh Ii Jj Kk Ll Mm

Nn Oo Pp Qq Rr Ss Tt Uu Vv Ww Xx Yy Zz



Look at the following grid with activities to help you with your spelling. Choose 3 of them to do with your spelling words for today. The lists at three different levels follow the grid.

Spelling Homework Grid

<p>Write your words in different fonts.</p> 	<p>Bounce a ball while saying your spellings.</p>	 <p>Make your words with pasta.</p>	<p>Use straws to form your words.</p>
<p>Play a game of hangman to see if you remember your spelling words.</p>	<p>Paint your words on a piece of paper.</p> 	<p>Spell out each word using different types of voice (whisper, shout, angry voice, etc).</p>	<p>Sing your words.</p> 
 <p>Write your words in sand. If you don't have sand, you can finger write your words</p>	<p>Write an acrostic poem using one of your words.</p>	<p>Create a dance or active sequence to help you learn your spelling words.</p> 	<p>Using a variety of colours fill an A4 page with as many of your spelling words as you can fit. Try to have as little white space left as possible.</p>

GROUP 1 SPELLING WORDS

Accompany

According

Achieve

Aggressive

Amateur

Ancient

Apparent

Appreciate

Attached

Available

GROUP 2 SPELLING WORDS

Accident

Accidentally

Actual

Actually

Address

Answer

Appear

Arrive

GROUP 3 SPELLING WORDS

Adding '-es' to Nouns and Verbs Ending in 'y'

Practise the words on this list using look, say, cover, write and check.

Hint: when a word ends in 'y' and you want to add '-s' or '-es', look at the letter immediately before the 'y'. If it is a consonant, you must change the 'y' to an 'i' and then add '-es'



Word	1st try	2nd try	3rd try
fly			
flies			
try			
tries			
dry			
dries			
baby			
babies			
berry			
berries			

More Difficult Timetables

Exercise 4

1. A Sunday train service timetable is shown.

Balloch	1115	1305	1520	1800	2205
Partick	1147	1337	1552	-----	2237
Airdrie	1217	-----	1622	-----	2309
Bathgate	1232	1422	1637	-----	2354
Edinburgh	1259	1439	1654	1900	0011

- a At what time does the train leaving from Balloch at 1520 arrive in Edinburgh ?
- b At what time does the 1305 Balloch train arrive in Bathgate ?
- c How long does the 1232 Bathgate train take to reach Edinburgh ?
- d I arrive in Airdrie at 4:50 pm. How long do I have to wait for a train to Edinburgh ?
- e It takes me 22 minutes to walk from my Uncle's house in Airdrie to the station. If I want to catch the 1217 to Edinburgh, what is the latest time I can leave his house ?
- f Use the timetable to make up 3 questions of your own.



2. The timetable for the Glasgow Waterbus is as shown.

Glasgow Waterbus

Yoker		Braehead		Science Centre		Broomielaw	
Arrive	Depart	Arrive	Depart	Arrive	Depart	Arrive	Depart
	10.10	10.20	10.25	10.50	10.55	11.05	11.10
12.05	12.10	12.20	12.25	12.50	12.55	13.05	13.10
14.05	14.10	14.20	14.25	14.50	14.55	15.05	15.10
16.05	16.10	16.20	---	---	---	---	---
---	---	---	17.25	17.50	17.55	18.05	---

- a When the Waterbus departs at 10.10, at what time does it arrive at :-
 - (i) Braehead
 - (ii) Broomielaw ?
- b The Waterbus arrives at the Science Centre at 17.50. Can you see that this bus did not depart from Yoker ?
 - (i) Where did it depart from ?
 - (ii) At what time did it leave ?



- c I arrive at the Science Centre at 2.20 pm. How long do I have to wait for the bus to Broomielaw ?
- d Why is there a 5 minute gap between the arrival and the departure times ?
- e Using the timetable, make up questions where each of the following are the answers :-

(i) 16.05	(ii) 12.25	(iii) 25 minutes	(iv) 18.05.
-----------	------------	------------------	-------------

Calendar and Longer Time Intervals

Be able to interpret and use a calendar

You should know that there are **365** days in a year*.

This rhyme should help you to remember the number of days in each month.

- * Leap years have 366. They occur every 4 years.

*30 days has September, April, June and November.
All the rest have 31, excepting February which has 28 days clear and 29 in each leap year.*



Exercise 5

- What is the **1st** month of the year?
 - What is the **last** month of the year?
 - Which month comes just **after** July?
 - Which month comes just **before** May?
 - Write down all 12 months in the correct order.

Su	Mo	Tu	We	Th	Fr	Sa
		1	2	3	4	5
6	7	8	9	10	11	12
13	14	15	16	17	18	19
20	21	22	23	24	25	26
27	28	29	30	31		

Calendar tab for Jan 2013

- How many days are there in the month of :-
 - January
 - February
 - April
 - June
 - August
 - October
 - November
 - December?
- What is the :-
 - 6th month
 - 3rd month
 - 10th month
 - 8th month?

The date, **3rd of January 2015** can be written using 6 digits.

3rd January, 2015 = 03 : 01 : 15 or 3rd Jan 2015 or 03 / 01 / 15

- Write each of these dates using 6 digits as above :-
 - 23rd February 2014
 - 19th April 2003
 - 22nd July 2014
 - 18th August 1997
 - 7th June 1985
 - 2nd February 2020
 - 10th December 2012
 - 1st January 2001.
- How many days are there between (do **not** include the dates shown) :-
 - 8th of May and 30th of May
 - 21st April and 3rd of May
 - 18/08/14 and 10/09/14
 - 11/04/15 and 11/06/15?



GROUP 2 MATHS

24 hour Clock Time

Be able to change between 12 and 24 clock time (hours only).

Clock times can also be written using 24 clock time.

am times in 24 hour clock




7 am can be written as
0700 hours

pm times in 24 hour clock



8 pm is written as **2000 hours**



Morning times like 7.00 am stay basically as they are → **0700**

Afternoon/evening times - add on 12 hours - 8.00 pm → $8 + 12 = 2000$

Exercise 5

1. Write down each of these times using **24 hour** clock times :-

a 9 am

b 1 am

c 1 pm

d 5 am

e 5 pm

f 7 pm

g 11 pm

h 10 am

i 4 pm

j 10 pm

k 2 pm

l 3 am.



2. Write down each of these times in **12 hour** notation (using **am** or **pm**) :-

a 1400

b 1500

c 0600

d 1100

e 1800

f 0200

g 2100

h 2300

i 1330.

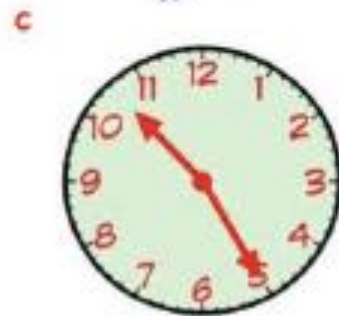
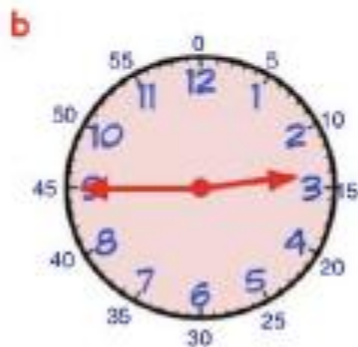
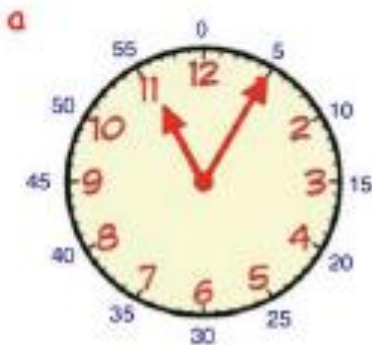
The 3
A's

Revisit - Review - Revise


1. The time on this clock can be written as
1.40 or twenty to two



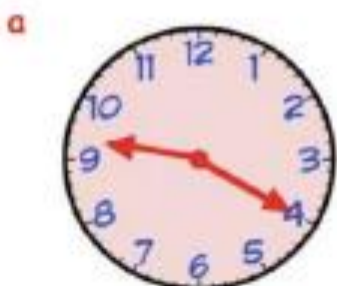
Write each of these times in 2 ways.



2. Write these digital clock times using words :-




3. Write each time below in 12 hour form using am or pm :-



Sunday breakfast



supper- time



get up for school

Chapter 11

Revision

Time 2

Revise Time from Chapter 4 and know the four Seasons

In Chapter 4 we learned :-

Days of the Week

- Monday,
- Tuesday,
- Wednesday,
- Thursday,
- Friday,
- Saturday,
- Sunday.

Months of the Year

- January,
- February,
- March,
- April,
- May,
- June,
- July,
- August,
- September,
- October,
- November,
- December.

"Some" clock times

This clock reads half past 4.



This clock reads quarter to 7.

Seasons of the Year

Know the seasons of the year in order.

You also need to know about the seasons of the year.

Spring



Summer



Autumn



Winter



Discuss what kind of things happens during each of the 4 seasons.

1. a Write the **days** of the week in the correct order.
- b Write the **months** of the year in the correct order.
- c Write the **seasons** of the year in the correct order.



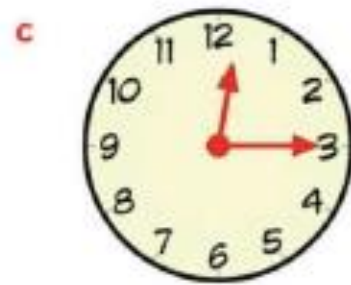
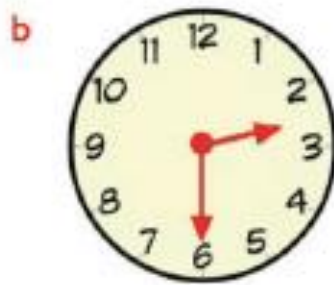
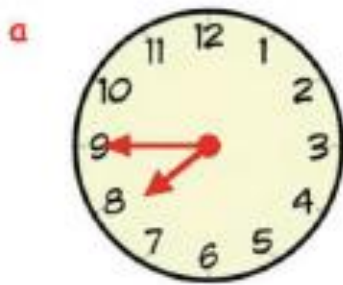
2. Write down the missing words :-

- a Monday, , , Thursday, , Saturday,
- b April, , , July, , , October
- c Spring, , , Winter, , , Autumn,

3. a What is the day just **after** Thursday ?
- b What is the month just **before** June ?
- c What season follows **after** Spring ?



4. Write the time shown on each clock :-



5. a Today is Thursday. I am going to the circus in **3 days time**.
On what day am I going to the circus ?
- b It is September. I went on holiday **last month**.
What month did I go on holiday ?

