

Primary 5 and Primary 5/6 Home Learning Grid w.b.15.6.20

In addition to your daily Literacy & Numeracy tasks we are sharing activities so that you can keep learning in other curricular areas. These will be shared with you on a Monday and you can try different learning challenges across the week. The activities in the last section will rotate so that you can access different areas of the curriculum over the week

Topic for
Primary 5



1.

Which Weapon Would You Choose?

Watch the links below to learn all about the different types of weapon the Vikings had.

<http://www.viking-source.com/Viking-Weapon-Facts/Viking-Weapon-Facts.html>

VIKING WEAPON FACTS

<https://www.youtube.com/watch?v=kZndWyRz-28>

VIKING WEAPONRY

<https://www.bbc.co.uk/bitesize/topics/ztyr9j6/articles/zy9j2hv>

HOW THE VIKINGS FOUGHT

<https://vikings.mrdonn.org/warriors.html>

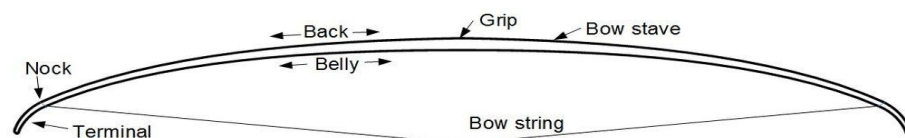
OVERVIEW OF VIKINGS WEAPONRY AND BATTLE TACTICS



2.

Now choose one of the weapons that you think would have been the best to own, sketch it and explain why you have chosen this particular weapon. Describe what your weapon is made from, how it's used and why it would be useful.

e.g.




I would use the longbow because....

Where did the Vikings come from?

We have already been learning about the Vikings coming to Britain. Let's now do some research about the countries they came from. Mainly Norway and Denmark. Find out about one of these countries. Find out as many facts as you can about Norway and Denmark today. Here are some ideas.


- What does the national flag look like?
- What money do they use?
- Are they part of the European Union?
- What is the weather like in this country?
- What is the country famous for?
- Which football teams come from this country?
- At what age do they begin school?
- Find some pictures of landmarks in this country?
- What are the names of the main towns and cities in the country?
- How many people live in this country?
- Which animals live in this country?
- Any other information you can find.



Topic for
Primary 5/6



1.
Using the country which you chose to study last week as an inspiration, create a leaflet encouraging people to come and visit. Think of all the exciting places people could visit and try to use vocabulary that really 'sells' the country.



2.
Pretend that you are a travel guide showing people around a famous monument in the country you have chosen to study. Make a video to show the tourists around You can use videos from YouTube like this one, to give you an idea of the things that you can say.

<https://www.youtube.com/watch?v=dutG9Gx3AV8>



3.
Try this research quiz.

Name _____ Date _____

Capitals Quiz

Use a search engine or an atlas to find these capital cities.

Country	Capital	Country	Capital
Albania		Iceland	
Austria		Italy	
Belarus		Ireland (Republic)	
Belgium		Latvia	
Croatia		Lithuania	
Cyprus		Macedonia	
Czech Republic		Malta	
Denmark		Norway	
England		Poland	
Estonia		Portugal	
Finland		Romania	
France		Scotland	
Germany		Slovak Republic	
Greece		Sweden	
Hungary		Wales	


**Expressive
Arts**



1.
Art

Follow the link for a video and instructions on how to make the whale shown here. Try to make a sea themed base for it to sit on.

<http://krokotak.com/2017/07/ocean-craft/>



You do not have to print off the template provided, but instead can design your own.

2.
Music

Peter and The Wolf is a famous piece of classical music written by a composer called Sergei Prokofiev. There are lots of different characters in the story of the music. Each character is represented by a different 'theme' in the music, played on different instruments. Watch the following clip and animation of the music. Try to pick out the themes during the story.

<https://www.youtube.com/watch?v=Va8Uz6MoKLg>

Once you have watched this, see if you can find out more about one of the main instruments used. Perhaps you could make a poster about it.



3.

Drama- Miming Game

Print or write these activities on separate pieces of paper and fold them up. Take it in turns in your house to act out these tasks. See if you can all guess what they are.

Charades Drama Activity

Cut out the actions below and pick out at random to play the game of charades.

milking a cow	giving a haircut
changing a tyre	ironing a pair of trousers
mowing the lawn	putting on a wash
scoring a goal	winning an Olympic medal
playing hurling	diving with sharks
washing the windows	making a pizza
landing an airplane	going to mass
making a sandwich	blow drying your hair
making the bed	changing a nappy
making a cup of tea	landing a helicopter
wrapping a present	loading the dishwasher
putting a plaster on	walking the dog
visiting the dentist	writing down your homework
catching the bus	painting a picture
playing tennis	putting on your pyjamas
knitting a jumper	brushing your teeth
going to the cinema	climbing over a high wall
washing the dishes	shearing a sheep
flying a kite	collecting blackberries
catching a butterfly	dealing a deck of cards
playing musical statues	playing snap
buying a newspaper	opening a birthday card
using a pottery wheel	dancing in a show
packing a suitcase	playing the drums in a band
playing hopscotch	grooming a dog
riding a bike	making a pancake

Health and Wellbeing



1. Keeping fit and healthy - can you challenge yourself (and perhaps your family members) to a keep fit test. Pick a time of day and complete that many miles (walking, running or cycling) at that time. So, you might choose to go for a one-mile walk at 1pm, or a two-mile cycle at 2pm. How far can you go?



2. Think about your rights as a child and the rights of other people. Have your rights been affected during the Coronavirus Lockdown? Do you think it is fair? Are other people's rights more affected than yours?



3. Create a healthy eating plan for your family for a set period, perhaps a day or two, or the whole week! Then, help write the shopping list and prepare the meals



**STEM/ICT/RME/
MODERN
LANGUAGES**



*bonjour
Hola!*

1.- RME

This week is Refugee Week. In the Bible there are lots of stories about refugees and immigrants. The Bible teaches Christians to defend those who are helpless, marginalised or weak. Can you use your research skills to find one of these stories? Below are some questions to help you think about what it might like to be a refugee and have to leave your home. Please share the stories you find and your thoughts on being a refugee on TEAMS.

1. Why do you think refugees leave their home, where they were born?
2. How do you think they feel when they have to leave their homes? Explain your answer.
3. How do you think they feel when they arrive in a new country? Explain your answer.
4. Write about things which refugees might enjoy as part of their new life in Scotland. You could include things which you enjoy doing and explain why, along with useful things you think they know to help them settle into their new country and home.

2- STEM:

Salt Water Density

The Science Behind the Experiment – A Guide for Adults
Objects float better in salt water than in fresh water because salt adds mass to water and makes it denser. If you add 10g of salt to 100g of water, the total mass is now 110g. This increase in density causes objects to float better on the surface. The denser the water, the easier it is for objects to float on top.

Science Experiment
Salt Water Density

Can you put one egg into the bowl of water?
What happens?

Can you put one egg into the bowl of salt water?
What happens?

What other objects can you test? What happens?

Salt Water Density

Science Experiment



Method

1. Using a measuring jug, fill the bowls two-thirds full with water.
2. In one of the bowls, add 4 tablespoons of salt per litre of water and stir until it is dissolved.
3. Add one egg to the bowl with just water and observe what happens.
4. Add the other egg to the bowl of salt water and observe what happens.
5. Let the children choose other objects to test.

You will need:
2 large bowls
Measuring jug
Tablespoons
Salt
2 eggs
A selection of different items to test.



3- French

June 14th is World Blood Donor Day, so can you translate the body parts listed below into French? You could even draw a picture of the human body and label it in French.

1. Eyes
2. Mouth
3. Nose
4. Ear
5. Arm
6. Leg
7. Lung
8. Heart
9. Liver
10. Blood