

# Islamic Art

twinkl

# Aim

- I can identify and talk about different forms of Islamic art and create my own geometric pattern based on traditional techniques.

# Success Criteria

- I can identify geometric patterns, vegetal patterns and calligraphy in different examples of Islamic art.
- I can identify and explain where different forms of Islamic art was used.
- I can create my own early Islamic style geometric pattern.

# Islamic Art

What do you think of when you hear the term Islamic art?

What patterns or pictures come to mind?

Where do you think you might see examples of Islamic art?




# Forms of Islamic Art

The term Islamic art represents all art created in the Islamic Empire which was vast and varied in terms of style. As the Muslims took over more land, they inherited the art and culture of those lands also. This means that in the early days, Islamic art was built upon the styles and techniques of a wide range of earlier artistic forms, such as those developed under **Byzantine** or **Sasanian** rule.

It was during the **Umayyad dynasty** (AD 661 – 750) that an artistic style which could be clearly defined as Islamic began to develop.

Some forms of Islamic art are shown below. These art forms could be used on their own or in combination with each other.



Geometric patterns



Vegetal patterns



Islamic calligraphy

# Forms of Islamic Art

## Calligraphy

Calligraphy, which is a form of artistic writing, allowed early Islamic artists to communicate a text in a decorative form. Calligraphy in the early Islamic civilisation was used to decorate many different items including manuscripts, clothing, pottery, buildings and armour. The photo on the right shows a page from the Qur'an, which is written using calligraphy.



هَذَا الْكِتَابُ ذِكْرٌ لِلصَّلَاةِ وَعَلَى النَّبِيِّ

Photo courtesy of jikatu (@flickr.com) - granted under creative commons licence - attribution

# Forms of Islamic Art

## Vegetal Patterns

These semi-natural patterns used in early Islamic art decorated buildings, textiles, pottery and manuscripts. The patterns are based on plants and flowers found in the natural world.

Islamic Vegetal patterns feature Arabesque (meaning 'in the Arab fashion' in French) patterns consisting of foliage and flowers in a linear pattern.



Photo courtesy of Effervescing Elephant (@flickr.com) - granted under creative commons licence - attribution

# Forms of Islamic Art

## Geometric Patterns

Geometric patterns were very popular in the early Islamic civilisation and they decorated everything from clothing to mosques. Geometric patterns could be used on their own or combined with calligraphy or vegetal patterns to form more complex artwork.

Geometric patterns consist of repeating, interlaced or overlapped shapes arranged in complex, intricate patterns.






Photo courtesy of mark muehlhaeusler (@flickr.com) - granted under creative commons licence - attribution

# People and Animals

It is rare for Islamic art to contain images of people or animals.

Some believe that it is completely forbidden to even make or draw these images so that people aren't tempted to worship anything other than God.

However, others argue that The Qu'ran doesn't actually forbid the making of figures, statues or images of people or animals as long as they are not worshipped.






# Time to create your own pattern!

Use the guide to help you create your own pattern now.

Can you explain how you created your design?

Where can you imagine your geometric pattern being used?



# Aim

- I can identify and talk about different forms of Islamic art and create my own geometric pattern based on traditional techniques.

# Success Criteria

- I can identify geometric patterns, vegetal patterns and calligraphy in different examples of Islamic art.
- I can identify and explain where different forms of Islamic art was used.
- I can create my own early Islamic style geometric pattern.



twinkl