


Tuesday 9th June 2020




Good morning! I hope you enjoyed yesterday's tasks and liked meeting Traction Man! Below are today's tasks. I hope you enjoy them 😊

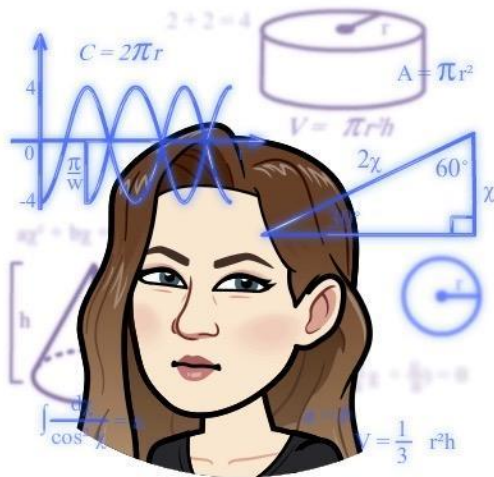
Literacy

Today for Literacy we will be learning to use adjectives to create interesting phrases.

Traction Man wears lots of interesting outfits throughout the story, and the author uses lots of words to describe his outfits. For example, 'Latex Space Suit', 'Fluorescent Flippers', 'Camouflage Vest', 'Sweaty Bandana', 'Brass Helmet', 'Metal shoes'. All of the underlined words describe the item of clothing he is wearing. It could be a colour, the material it is made from, a description of how it looks or feels.

Today you are going to design your own outfit for Traction Man, and use WOW words to describe each item of clothing he is wearing. For example, you could give him a Hawaiian Shirt and call it 'bright floral Hawaiian shirt'. I will upload a template onto See-Saw for you to print off and use, or you can simply draw the outfit into your jotter at home and make sure to label it. I cannot wait to see the interesting outfits you create for him!





Numeracy

Today for Numeracy we will be revising our money and number ordering.

There will be a worksheet assigned to you on *See-Saw* with a selection of action figures and the price they are selling for at Argos. You will be asked to answer some questions about them and then you will be asked

to put them in the correct order from the cheapest to the most expensive.

Once you are finished, you can play the *Toy Shop Money Game* on Topmarks. You can choose the level of difficulty you feel most comfortable with, but if it's too easy then try to challenge yourself with one a bit trickier!

<https://www.topmarks.co.uk/money/toy-shop-money>