



Primary 1A Home Learning Grid w.b 22.6.20 and w.b 29.6.20

In addition to your daily Literacy & Numeracy tasks we are sharing activities so that you can keep learning in other curricular areas. These will be shared with you on a Monday and you can try different learning challenges across the week. The activities in the bottom row will rotate so that you can access different areas of the curriculum across the weeks.

Topic		<p>SOCIAL STUDIES</p> <ul style="list-style-type: none">- Read the Powerpoint called “Seaside Holiday Now and Then”. This Powerpoint is on Seesaw.- Discuss how seaside holidays have changed over the years.- Look at “Seaside Photos Past and Present” that are also posted on Seesaw. Discuss/compare- Try to find old family photographs taken at the seaside and share these together, discussing any differences between then and now. (clothes, toys, food, seaside activities, travel, this country or abroad)- Complete the “Seaside Past and Present” activity that I have posted on Seesaw.	 <p>Who do you think the little girl in this photo is? It is someone that you all know! Can you guess!! Do you think this photo was taken a long time ago or more recently? How can you tell? What are these people wearing? Would people wear clothes like this at the beach today? What do you think they are doing? Would you do that when you go to the beach now?</p>
--------------	---	---	--


Primary 1A Home Learning Grid w.b 22.6.20 and w.b 29.6.20

In addition to your daily Literacy & Numeracy tasks we are sharing activities so that you can keep learning in other curricular areas. These will be shared with you on a Monday and you can try different learning challenges across the week. The activities in the bottom row will rotate so that you can access different areas of the curriculum across the weeks.

<p>Expressive Arts</p>		<ul style="list-style-type: none"> - Make a sea inspired model using recycled plastic. Find some ideas on the following links. https://www.pinterest.co.uk/pin/531776668484701948/ https://www.pinterest.co.uk/pin/28851253832345370/ - Create an under the sea collage using lots of different materials and textures. Eg Paint the background and then use lentils, split peas, sand, pasta shells, wool, material, tin foil, buttons etc to add coral, shells, sea creatures, seaweed. https://www.youtube.com/watch?v=Y1FYoe2uUxQ 	<p>Beach Dance Off – create your own sea creature moves. https://www.bbc.co.uk/cbeebies/watch/lets-go-club-dance-off?collection=summer-boredom-buster</p> <p>Sea creature Movement Cards- Have fun perfecting all these moves. These are posted on Seesaw.</p> <p>Cosmic Kids Underwater Adventure – try some relaxing yoga https://www.youtube.com/watch?v=BrYqWAw8P_8</p>
<p>Health & Wellbeing</p>		<p>Safety</p> <p>Dangers Around Your Home</p> <ul style="list-style-type: none"> - Play this interactive safety game from the British Red Cross. https://lifeliveit.redcross.org.uk/Stay-safe/Activity-spot-danger - Make a list of things in your house that could be dangerous. 	<p>PE/ Athletics</p> <ul style="list-style-type: none"> - Practise your ball skills. Complete the “7 Ball Games Challenge Cards” that I have posted on Seesaw. - Use the equipment that you have at home to practise throwing and catching, bouncing, dribbling and shooting. - Fitness Cards- complete the challenges. These are posted on Seesaw. - Running. When you go to the park try different running races. Practise your start and be ready to GO! Do a short race where you have to run at full speed the whole time. Do a long race where you have to pace yourself and save some energy for a fast finish! Get all the family involved.

Primary 1A Home Learning Grid w.b 22.6.20 and w.b 29.6.20

In addition to your daily Literacy & Numeracy tasks we are sharing activities so that you can keep learning in other curricular areas. These will be shared with you on a Monday and you can try different learning challenges across the week. The activities in the bottom row will rotate so that you can access different areas of the curriculum across the weeks.

		<ul style="list-style-type: none"> - If you were to get lost in the park or on the beach would you be able to tell a “safer stranger” (someone wearing a special uniform) your name, address and telephone number. Practise this with a grown up. 	<ul style="list-style-type: none"> - Throwing the welly! Use your whole body to get behind your throw. Put your arm behind you and then launch the welly in to the air. (throwing over arm) Mark where the welly lands and then try to beat your throw. - Do a family relay race. Pass a tube from inside a kitchen roll to each other. Mark out your circuit. Can you beat your time? - Long jump. Measure each jump and see if you can beat your personal best. - Aiming – set up an aiming game. Under arm throw – Mark out different zones and mark with point cards. How many points can you score? - Try these “Mindfulness Brain Breaks” to help you relax and unwind. These are posted on Seesaw.
STEM/ICT/ RME		<p>SCIENCE</p> <p>Watch “Blue Planet Live Lessons”.</p> <p>This is part of a PowerPoint that I have put on Seesaw. It is quite a long video but you can watch one lesson a day.</p> <p>Discuss why our seas and oceans are in danger and also what we can do to help with this problem.</p> <p>Make a poster which highlights one of these problems.</p> <p>Watch “Finding Nemo”. Try to name all the different sea creatures that you see in the film. Who is your favourite character and why?</p>	<p>Technology</p> <ul style="list-style-type: none"> - Make some ice lollies or ice cream. Look on the internet for a recipe that you want to use. What equipment/technology do you need? What do we need to freeze the ice lollies? How do the ingredients change? Hope you enjoy them! https://www.greatbritishchefs.com/recipes/ice-lolly-recipe - Design and make a kite to fly in the garden, park or on the beach. https://www.bing.com/videos/search?q=make+a+kite+for+kids&docid=608004696999003857&mid=083F3D4A14534223FDB5083F3D4A14534223FDB5&view=detail&FORM=VIRE <p>Maths</p> <ul style="list-style-type: none"> - Play the money games on Topmarks. https://www.topmarks.co.uk/money/toy-shop-money https://www.topmarks.co.uk/money/coins-game

Primary 1A Home Learning Grid w.b 22.6.20 and w.b 29.6.20

In addition to your daily Literacy & Numeracy tasks we are sharing activities so that you can keep learning in other curricular areas. These will be shared with you on a Monday and you can try different learning challenges across the week. The activities in the bottom row will rotate so that you can access different areas of the curriculum across the weeks.

			https://www.topmarks.co.uk/ordering-and-sequencing/coconut-ordering
--	--	--	---